

Signify Classified - Internal
Cooper Lighting Solutions Photometric Lab
1121 Highway 74 South
Peachtree City, GA 30269



Scaled data based on original data using
LM-79-08 Approved Method: Electrical and Photometric Measurements of Solid-
State Lighting Products

Test Report Prepared for
Cooper Lighting Solutions
(formerly Eaton)

Brand: INVUE

Report Number: P871219

Luminaire Tested: **EMM2-HSN-SA2B-840-U-T3-HSS**

Issue Date: 09/05/2024



Test Information

Test Method: LM-79-08
Report Number: P871219
Test Lab: INNOVATION CENTER(G3)
Issue Date: 09/05/2024
Manufacturer: COOPER LIGHTING SOLUTIONS (FORMERLY EATON)
Product Line: INVUE
Catalog Number: EMM2-HSN-SA2B-840-U-T3-HSS
Description: EPIC MODERN SHORT HOUSING DISCRETE LED ARRAYS 100W 80CRI 4000K
FIXTURE w/ TYPE III DISTRIBUTION OPTIC AND HOUSE SIDE SHIELD
Light Source: (20) 4000K CCT, 80 CRI LEDS
Ballast/Driver: ELECTRONIC DRIVER

Summary

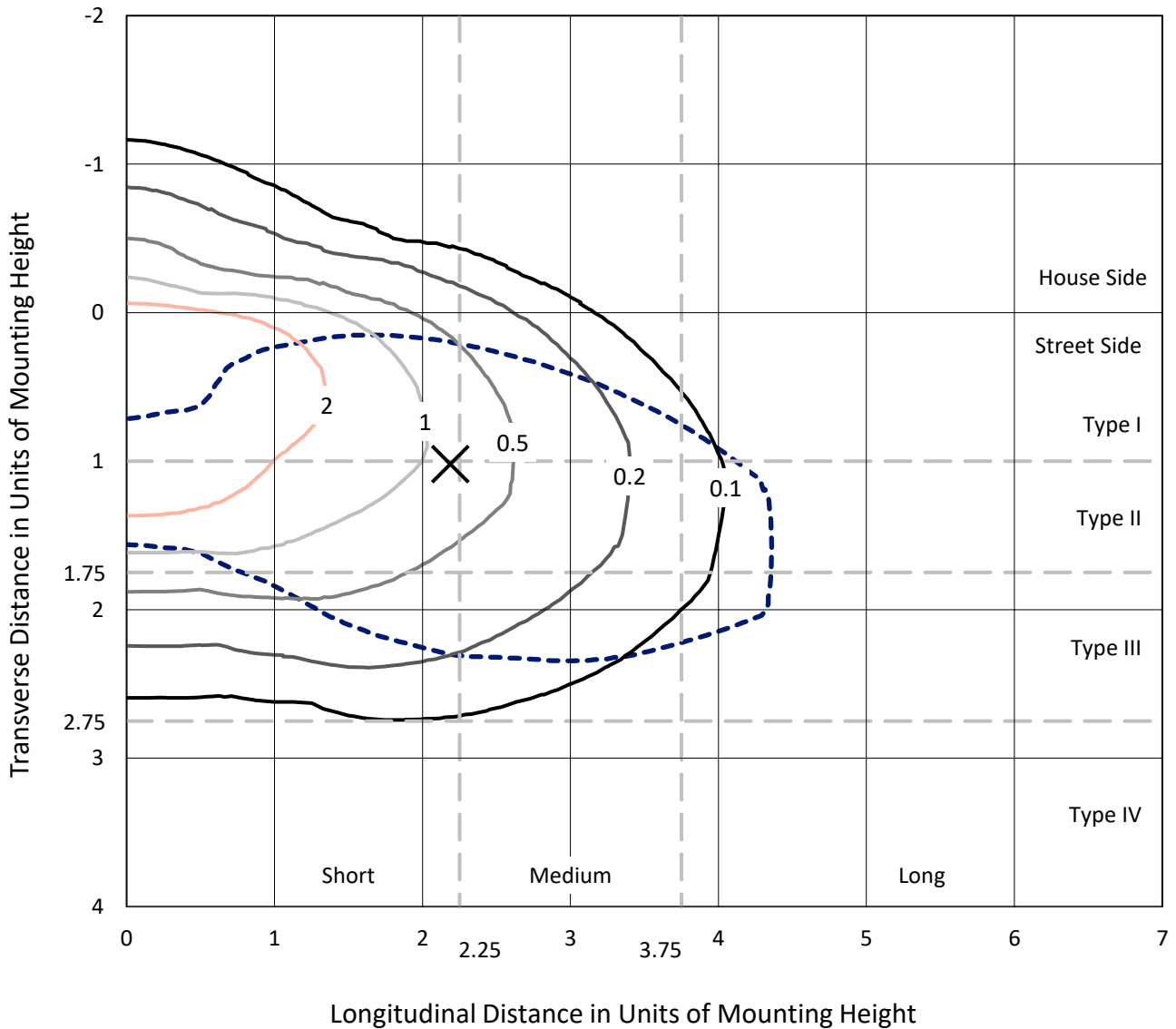
Lumens per Lamp: N/A
Luminaire Lumens: 8516.3 lumens
Efficiency: N/A
Efficacy: 94.6 lumens/watt
Luminous Opening: Rectangular (W 0.67' x L: 0.33' x H: 0')
IES Classification: Type III - Short
BUG Rating: B1 - U0 - G2

Input Watts (W): 90
Input Voltage (V): 120
Input Current (A_{in}): NR
Voltage Rise (V): NR
Power Factor: 0.99
Total Harmonic Distortion (THDi): 6.20%
Frequency (hertz): 60
Stabilization Time: NR
Operation Time: NR
Ambient Temperature (°C): NR
Test Distance: 24 FT

REPORT NUMBER: P871219
 CATALOG NUMBER: EMM2-HSN-SA2B-840-U-T3-HSS

Iso-Footcandle Lines of Horizontal Illumination

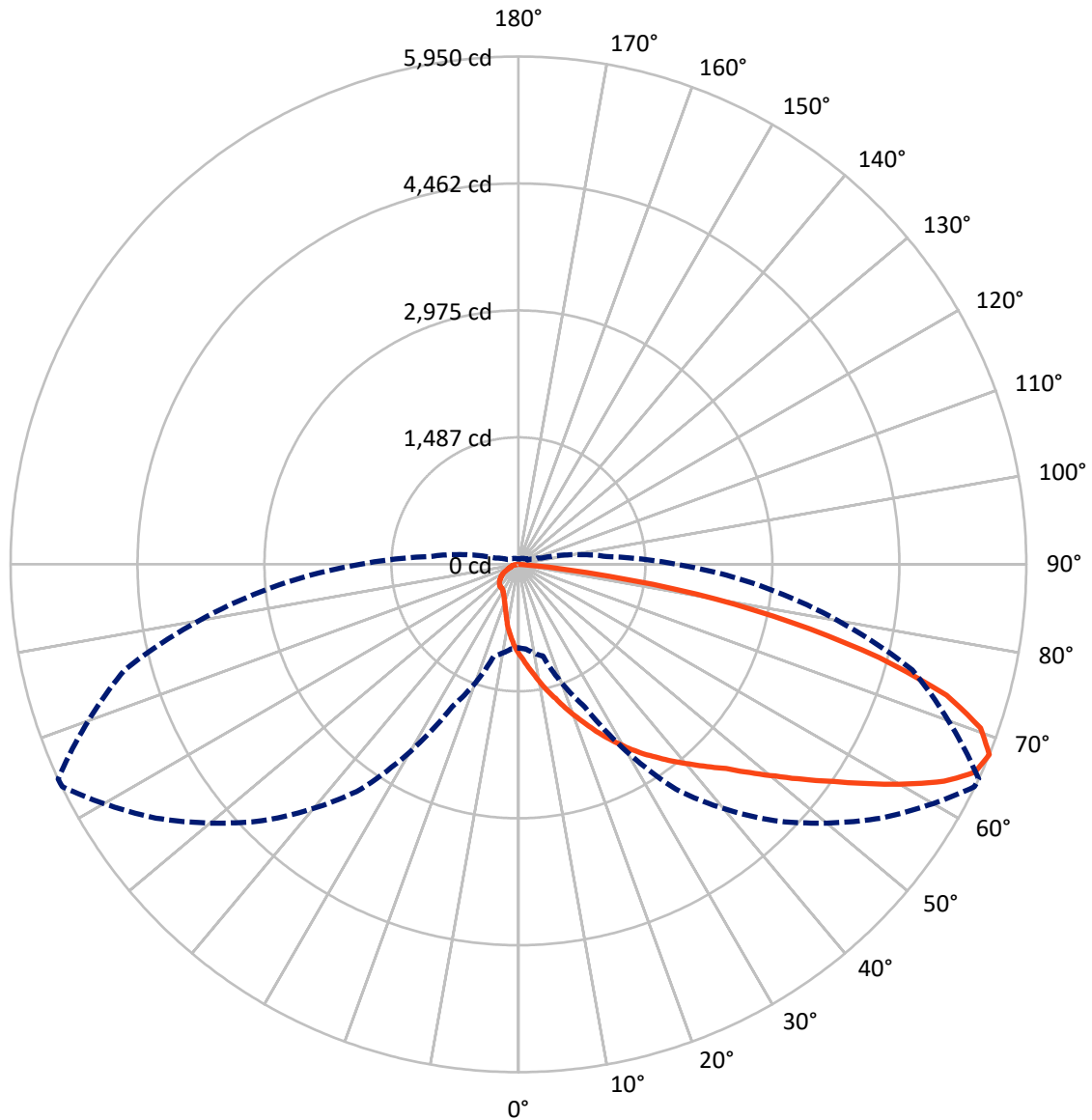
✕ Max cd
 - - - 1/2 Max cd



Based on 20 foot mounting height. Maximum calculated value = 4.9 fc
 Type III - Short - N/A

REPORT NUMBER: P871219
CATALOG NUMBER: EMM2-HSN-SA2B-840-U-T3-HSS

Luminous Intensity Polar Plot



— Vertical Plane Through 65-Deg Lateral - - - Horizontal Cone Through 67.5-Deg Vertical

REPORT NUMBER: P871219
 CATALOG NUMBER: EMM2-HSN-SA2B-840-U-T3-HSS

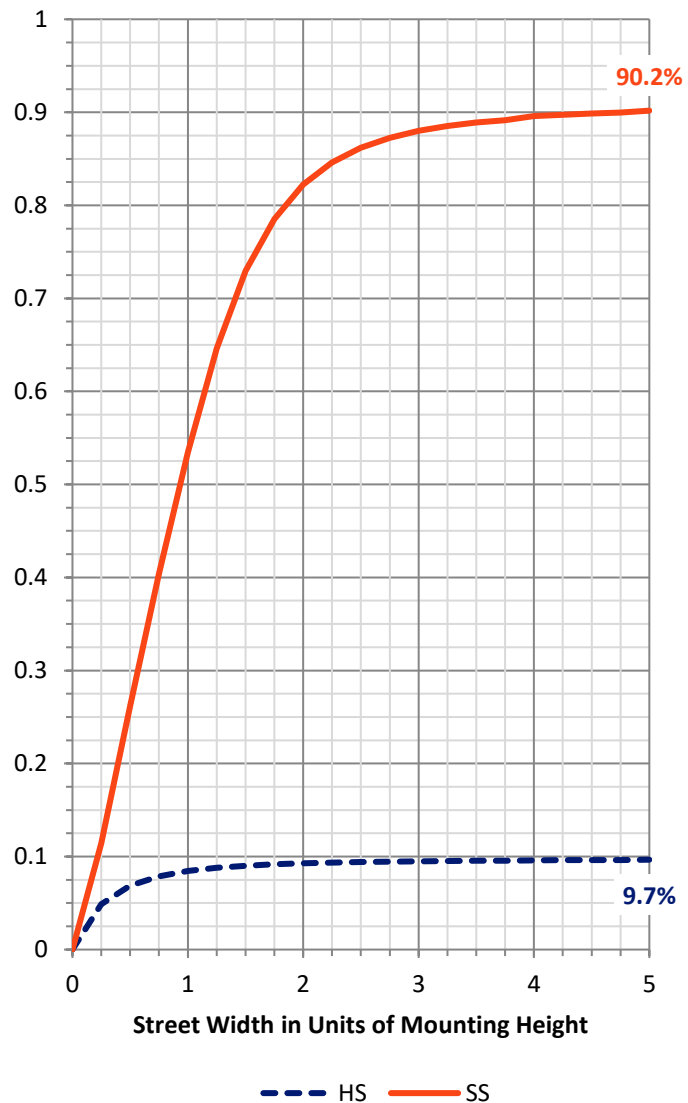
FLUX DISTRIBUTION:

		Downward	Upward	Total
House Side	Lumens	828.9	0.0	828.9
	% Fixture	9.7	0.0	9.7
Street Side	Lumens	7687.4	0.0	7687.4
	% Fixture	90.3	0.0	90.3
Total	Lumens	8516.3	0.0	8516.3
	% Fixture	100.0	0.0	100.0

Coefficient of Utilization

ZONAL LUMENS:

Zone	Lumens	% Fixture
0°-10°	103.0	1.2
10°-20°	341.7	4.0
20°-30°	622.0	7.3
30°-40°	962.5	11.3
40°-50°	1455.0	17.1
50°-60°	1892.9	22.2
60°-70°	1867.3	21.9
70°-80°	1136.7	13.3
80°-90°	135.1	1.6
90°-100°	0.0	0.0
100°-110°	0.0	0.0
110°-120°	0.0	0.0
120°-130°	0.0	0.0
130°-140°	0.0	0.0
140°-150°	0.0	0.0
150°-160°	0.0	0.0
160°-170°	0.0	0.0
170°-180°	0.0	0.0
0°-90°	8516.3	100.0
0°-180°	8516.3	100.0



REPORT NUMBER: P871219

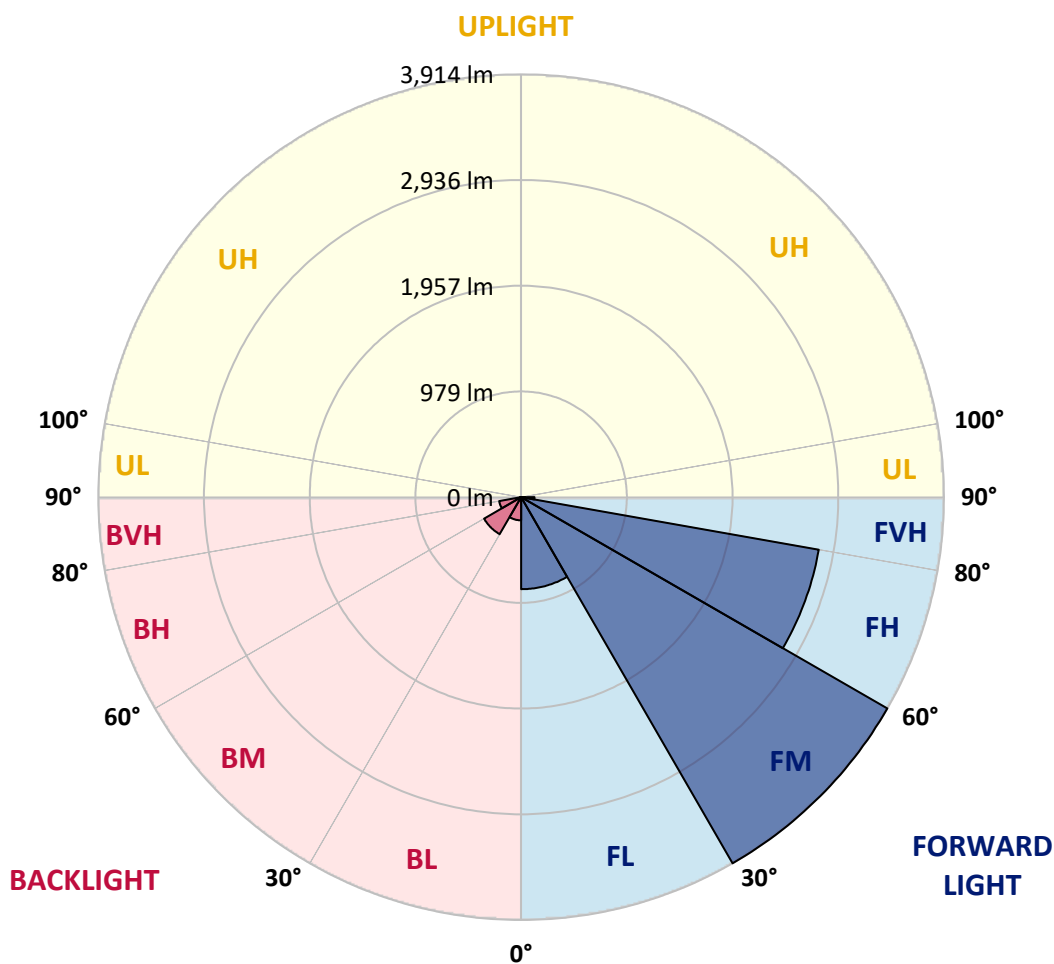
CATALOG NUMBER: EMM2-HSN-SA2B-840-U-T3-HSS

LUMINAIRE CLASSIFICATION SYSTEM LUMEN TABLE AND BUG RATING:

Zone	Lumens	% Fixture	Zone Rating/Lumen Limit		
			B	U	G
FL (0°-30°)	852.2	10.0			
FM (30°-60°)	3914.1	46.0			
FH (60°-80°)	2797.6	32.9			G2/5000
FVH (80°-90°)	123.5	1.5			G2/225
BL (0°-30°)	214.5	2.5	B1/500		
BM (30°-60°)	396.4	4.7	B1/1000		
BH (60°-80°)	206.4	2.4	B1/500		G1/500
BVH (80°-90°)	11.6	0.1			G1/100
UL (90°-100°)	0.0	0.0		U0/0	
UH (100°-180°)	0.0	0.0		U0/0	

BUG Rating: B1-U0-G2

Type III Short





REPORT NUMBER: P871219

CATALOG NUMBER: EMM2-HSN-SA2B-840-U-T3-HSS

CANDELA DISTRIBUTION (FULL):

	0°	5°	15°	25°	35°	45°	55°	64°	65°	75°	85°
0°	1052.3	1052.3	1052.3	1052.3	1052.3	1052.3	1052.3	1052.3	1052.3	1052.3	1052.3
2.5°	1229.7	1220.0	1227.3	1210.3	1190.9	1176.3	1147.1	1122.8	1120.4	1096.1	1069.3
5°	1465.5	1433.9	1436.3	1402.3	1361.0	1317.2	1271.1	1210.3	1210.3	1152.0	1091.2
7.5°	1676.9	1672.1	1650.2	1596.7	1548.1	1480.1	1395.0	1317.2	1300.2	1210.3	1115.5
10°	1881.1	1873.8	1854.3	1813.0	1730.4	1655.1	1548.1	1431.5	1409.6	1280.8	1144.7
12.5°	2043.9	2046.3	2024.5	1990.4	1917.5	1827.6	1686.7	1540.8	1521.4	1348.8	1173.9
15°	2187.3	2184.9	2180.0	2150.8	2080.4	1997.7	1832.5	1662.3	1630.8	1421.7	1203.0
17.5°	2296.7	2291.8	2282.1	2257.8	2223.8	2143.6	1985.6	1791.2	1764.4	1506.8	1237.0
20°	2328.3	2325.8	2325.8	2342.8	2328.3	2279.7	2138.7	1924.8	1895.7	1596.7	1283.2
22.5°	2386.6	2384.2	2381.7	2398.7	2408.5	2403.6	2282.1	2060.9	2034.2	1701.2	1341.5
25°	2461.9	2457.1	2449.8	2466.8	2478.9	2508.1	2425.5	2221.3	2189.7	1822.8	1399.9
27.5°	2561.6	2566.4	2556.7	2554.3	2554.3	2571.3	2551.9	2364.7	2335.6	1939.4	1467.9
30°	2692.8	2700.1	2683.1	2670.9	2649.1	2646.6	2651.5	2525.1	2483.8	2065.8	1538.4
32.5°	2821.6	2828.9	2819.2	2802.2	2746.3	2724.4	2743.8	2661.2	2634.5	2204.3	1628.3
35°	2926.1	2943.1	2943.1	2909.1	2831.3	2819.2	2850.8	2794.9	2775.4	2367.1	1735.3
37.5°	3067.1	3076.8	3067.1	3003.9	2906.7	2921.3	2969.9	2935.8	2923.7	2542.1	1861.6
40°	3368.4	3380.6	3317.4	3166.7	3011.2	3028.2	3113.3	3093.8	3074.4	2714.7	1978.3
42.5°	3788.9	3759.7	3747.6	3412.2	3171.6	3161.9	3268.8	3242.1	3239.6	2889.7	2085.2
45°	4066.0	4075.7	4014.9	3696.5	3509.4	3327.1	3441.4	3431.6	3412.2	3067.1	2214.0
47.5°	4257.9	4236.1	4085.4	3932.3	3968.7	3543.4	3633.4	3657.7	3645.5	3268.8	2372.0
50°	4338.1	4316.3	4216.6	4114.6	4158.3	3791.3	3830.2	3910.4	3898.3	3472.9	2505.7
52.5°	4238.5	4211.8	4219.1	4245.8	4223.9	3985.8	4073.2	4199.6	4185.0	3711.1	2661.2
55°	3604.2	3674.7	3946.9	4219.1	4211.8	4134.0	4333.3	4518.0	4488.8	3959.0	2794.9
57.5°	2906.7	2945.6	3290.7	4027.1	4172.9	4257.9	4629.8	4858.2	4848.5	4206.9	2916.4
60°	2311.2	2352.6	2615.0	3628.5	4083.0	4386.8	4933.6	5234.9	5225.2	4457.2	3003.9
62.5°	1837.3	1837.3	2070.6	3054.9	3910.4	4462.1	5174.2	5614.1	5597.1	4659.0	3025.8
65°	1322.1	1339.1	1514.1	2457.1	3630.9	4442.7	5290.8	5883.8	5874.1	4773.2	2979.6
67.5°	977.0	996.4	1113.1	1842.2	3217.8	4248.2	5183.9	5944.6	5949.5	4775.6	2828.9
70°	763.1	768.0	855.5	1280.8	2636.9	3815.6	4782.9	5742.9	5742.9	4656.5	2605.3
72.5°	580.9	585.7	661.1	872.5	1941.8	3154.6	4182.6	5208.2	5244.7	4340.6	2274.8
75°	449.6	459.3	510.4	627.0	1217.6	2243.2	3436.5	4265.2	4364.9	3728.1	1873.8
77.5°	347.5	357.3	398.6	459.3	709.7	1382.9	2415.8	3188.6	3278.5	2935.8	1446.0
80°	279.5	284.3	311.1	345.1	430.2	712.1	1475.2	2094.9	2121.7	1995.3	957.6
82.5°	128.8	138.5	167.7	189.6	213.9	330.5	629.5	775.3	809.3	792.3	393.7
85°	14.6	14.6	17.0	19.4	21.9	34.0	43.7	38.9	38.9	46.2	41.3
87.5°	0.0	0.0	0.0	2.4	4.9	4.9	7.3	7.3	7.3	7.3	7.3
90°	0.0	0.0	0.0	0.0	0.0	0.0	0.0	0.0	0.0	0.0	0.0



REPORT NUMBER: P871219

CATALOG NUMBER: EMM2-HSN-SA2B-840-U-T3-HSS

CANDELA DISTRIBUTION (continued):

	90°	95°	105°	115°	125°	135°	145°	155°	165°	175°	180°
0°	1052.3	1052.3	1052.3	1052.3	1052.3	1052.3	1052.3	1052.3	1052.3	1052.3	1052.3
2.5°	1054.8	1037.8	1006.2	979.4	955.1	930.8	918.7	889.5	882.2	887.1	870.1
5°	1059.6	1025.6	960.0	899.2	848.2	799.6	758.3	714.5	704.8	690.2	682.9
7.5°	1066.9	1015.9	913.8	819.0	741.3	670.8	619.7	585.7	559.0	551.7	549.3
10°	1076.6	1003.7	862.8	743.7	636.7	563.8	517.7	493.4	483.6	476.3	478.8
12.5°	1083.9	991.6	814.2	658.6	554.1	488.5	466.6	447.2	442.3	439.9	439.9
15°	1093.7	979.4	755.8	583.3	483.6	444.8	422.9	415.6	415.6	413.2	413.2
17.5°	1105.8	969.7	707.2	525.0	442.3	405.9	396.1	386.4	386.4	386.4	384.0
20°	1130.1	964.8	663.5	476.3	405.9	381.6	367.0	359.7	357.3	354.8	354.8
22.5°	1154.4	964.8	614.9	439.9	381.6	354.8	340.2	333.0	330.5	330.5	330.5
25°	1188.4	962.4	576.0	408.3	359.7	328.1	313.5	306.2	301.4	301.4	298.9
27.5°	1227.3	962.4	542.0	384.0	335.4	303.8	286.8	279.5	272.2	272.2	269.8
30°	1266.2	967.3	512.8	364.6	311.1	281.9	260.0	250.3	245.5	243.0	243.0
32.5°	1317.2	981.9	493.4	350.0	289.2	260.0	238.2	228.5	223.6	221.2	221.2
35°	1395.0	1018.3	495.8	342.7	274.6	240.6	218.7	206.6	204.1	204.1	201.7
37.5°	1477.6	1052.3	503.1	337.8	260.0	226.0	204.1	192.0	189.6	189.6	189.6
40°	1548.1	1081.5	512.8	335.4	247.9	211.4	192.0	182.3	177.4	177.4	177.4
42.5°	1618.6	1098.5	515.2	328.1	240.6	199.3	182.3	172.6	167.7	170.1	170.1
45°	1689.1	1110.7	507.9	318.4	233.3	189.6	172.6	162.8	158.0	158.0	158.0
47.5°	1774.1	1137.4	495.8	303.8	228.5	182.3	162.8	153.1	150.7	150.7	150.7
50°	1859.2	1159.3	486.1	286.8	216.3	172.6	155.5	143.4	141.0	141.0	141.0
52.5°	1929.7	1169.0	473.9	264.9	204.1	162.8	145.8	133.7	128.8	128.8	128.8
55°	1983.2	1171.4	456.9	247.9	187.1	153.1	136.1	123.9	119.1	116.7	116.7
57.5°	2026.9	1169.0	439.9	230.9	172.6	141.0	123.9	114.2	106.9	104.5	104.5
60°	2051.2	1161.7	415.6	209.0	153.1	128.8	114.2	102.1	97.2	94.8	94.8
62.5°	2036.6	1142.3	381.6	175.0	138.5	116.7	104.5	94.8	87.5	85.1	85.1
65°	1968.6	1103.4	337.8	143.4	123.9	104.5	94.8	85.1	75.3	72.9	72.9
67.5°	1849.5	1037.8	279.5	121.5	114.2	94.8	85.1	75.3	68.0	63.2	63.2
70°	1684.2	950.3	218.7	104.5	102.1	87.5	77.8	68.0	60.8	55.9	55.9
72.5°	1448.5	806.9	162.8	89.9	89.9	80.2	70.5	63.2	55.9	51.0	51.0
75°	1171.4	610.0	123.9	82.6	80.2	72.9	63.2	55.9	51.0	46.2	46.2
77.5°	855.5	405.9	102.1	75.3	75.3	65.6	58.3	51.0	46.2	43.7	43.7
80°	520.1	233.3	72.9	58.3	58.3	55.9	48.6	43.7	41.3	36.5	34.0
82.5°	211.4	89.9	38.9	29.2	29.2	26.7	17.0	14.6	14.6	14.6	12.2
85°	21.9	14.6	9.7	7.3	7.3	7.3	4.9	4.9	4.9	4.9	4.9
87.5°	7.3	7.3	4.9	4.9	4.9	4.9	2.4	2.4	2.4	2.4	2.4
90°	0.0	0.0	0.0	0.0	0.0	0.0	0.0	0.0	0.0	0.0	0.0

LM-79-2019: Approved Method: Electrical and Photometric Measurements of Solid-
State Lighting Products

Report Prepared for

Cooper Lighting Solutions

Streetworks

Report Number: SP1-2407-157-8

Test Date: 09/05/2024

Luminaire Tested: MEM2-HTN-SA-40-840-U-5WQ

Data in this report applies to families of products including MEM2-HTN-SA-40-840-U-5WQ

Test Information

Test Method: LM-79-2019
 Report Number: SP1-2407-157-8
 Test Lab: COOPER LIGHTING SOLUTIONS
 Photometer: SP1 - 76IN SPHERE
 Measurement Geometry: 4π
 Issue Date: 09/05/2024
 Manufacturer: COOPER LIGHTING SOLUTIONS
 Product Line: Streetworks
 Catalog Number: **MEM2-HTN-SA-40-840-U-5WQ**
 Description: Epic Modern Light Square 40W 5WQ Optic

Spectral Parameters

CCT (K): 3996
 CIE u': 0.2245
 CIE v': 0.5031
 Duv: 0.0012
 CIE x: 0.3815
 CIE y: 0.3799
 CIE z: 0.2386
 Peak Wavelength (nm): 449
 Dominant Wavelength (nm): 578
 Purity: 28.49233
 Rf: 82.6
 Rg: 95.1

CRI (Ra):	80.6		
R1:	78.1	R9:	-5.8
R2:	87.1	R10:	70.3
R3:	94.5	R11:	78.7
R4:	79.7	R12:	60.5
R5:	78.7	R13:	80.2
R6:	82.7	R14:	97.2
R7:	84.3	R15:	70.6
R8:	59.5		



Test Conditions

Stabilization Time: 29M
 Operation Time: 1H 29M
 Sphere Temperature (°C): 24.3

REPORT NUMBER: SP1-2407-157-8

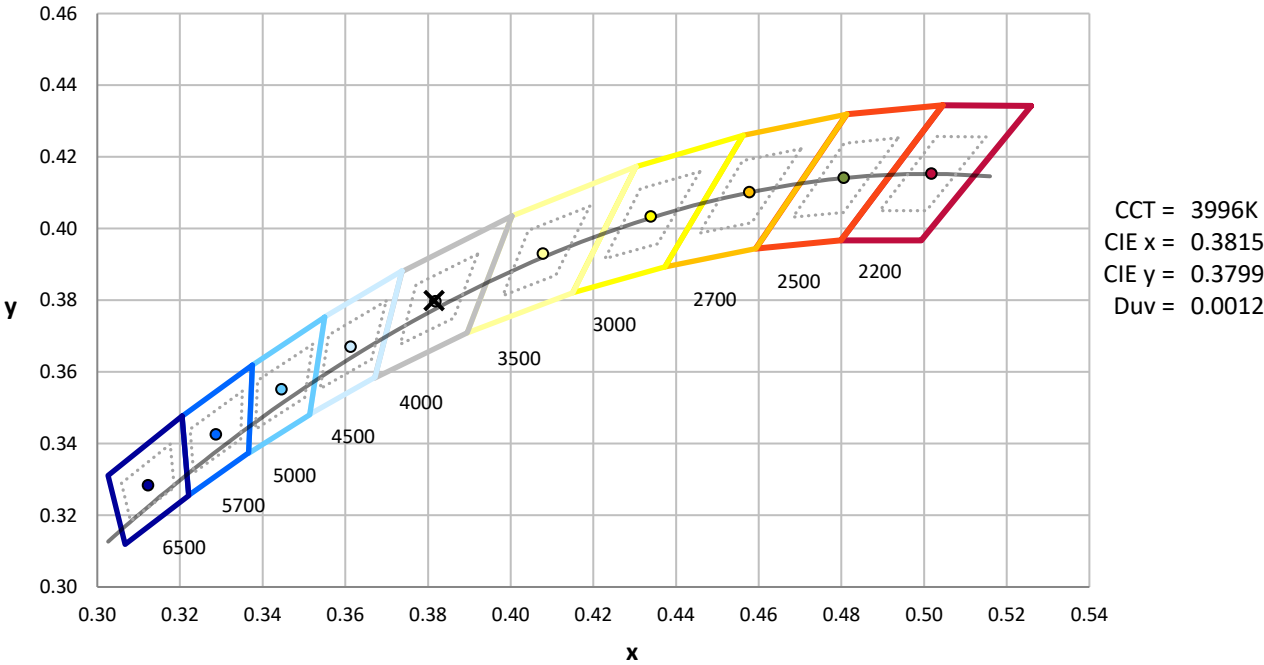
Measurement and Test Equipment			
Instrument	Identification Number	Calibration Date	Calibration Due Date
Photometer	IN0058	6/18/2024	12/18/2024
Power Meter	INXT2011004	2/8/2024	2/8/2025
AC Power Source	IN0063	10/24/2023	10/24/2024
DC Power Source	IN0208	10/24/2023	10/24/2024
Sphere Thermometer	IN0085	10/24/2023	10/24/2024
Room Thermometer	IN0046	10/24/2023	10/24/2024

REPORT NUMBER: SP1-2407-157-8

CIE 1931 Chromaticity Diagram



CIE 1931 Chromaticity Diagram with 2017 ANSI 7-Step and 4-Step Quadrangles



Point lies inside the ANSI 4000K 4-step quadrangle

REPORT NUMBER: SP1-2407-157-8

Photopic Flux vs. Wavelength



Photopic Lumens: NR

λ (nm)	Power W [^] /nm	Lumens (ϕ /nm)	λ (nm)	Power W [^] /nm	Lumens (ϕ /nm)	λ (nm)	Power W [^] /nm	Lumens (ϕ /nm)	λ (nm)	Power W [^] /nm	Lumens (ϕ /nm)	λ (nm)	Power W [^] /nm	Lumens (ϕ /nm)
360	0	NR	490	289	NR	620	725	NR	750	17	NR	880	0	NR
365	0	NR	495	351	NR	625	673	NR	755	15	NR	885	0	NR
370	0	NR	500	414	NR	630	619	NR	760	13	NR	890	0	NR
375	0	NR	505	470	NR	635	562	NR	765	11	NR	895	0	NR
380	0	NR	510	513	NR	640	506	NR	770	9	NR	900	0	NR
385	0	NR	515	546	NR	645	452	NR	775	8	NR	905	0	NR
390	0	NR	520	571	NR	650	400	NR	780	7	NR	910	0	NR
395	1	NR	525	592	NR	655	352	NR	785	6	NR	915	0	NR
400	3	NR	530	606	NR	660	307	NR	790	5	NR	920	0	NR
405	6	NR	535	624	NR	665	267	NR	795	4	NR	925	0	NR
410	12	NR	540	642	NR	670	231	NR	800	4	NR	930	0	NR
415	22	NR	545	663	NR	675	199	NR	805	3	NR	935	0	NR
420	44	NR	550	686	NR	680	171	NR	810	3	NR	940	0	NR
425	83	NR	555	713	NR	685	146	NR	815	2	NR	945	0	NR
430	150	NR	560	745	NR	690	125	NR	820	2	NR	950	0	NR
435	267	NR	565	774	NR	695	106	NR	825	2	NR	955	0	NR
440	466	NR	570	806	NR	700	90	NR	830	1	NR	960	0	NR
445	804	NR	575	835	NR	705	76	NR	835	1	NR	965	0	NR
450	1000	NR	580	858	NR	710	65	NR	840	1	NR	970	0	NR
455	715	NR	585	875	NR	715	55	NR	845	1	NR	975	0	NR
460	492	NR	590	884	NR	720	47	NR	850	1	NR	980	0	NR
465	402	NR	595	880	NR	725	40	NR	855	1	NR	985	0	NR
470	288	NR	600	868	NR	730	34	NR	860	1	NR	990	0	NR
475	226	NR	605	844	NR	735	28	NR	865	1	NR	995	0	NR
480	227	NR	610	814	NR	740	24	NR	870	0	NR	1000	0	NR
485	248	NR	615	771	NR	745	20	NR	875	0	NR			

REPORT NUMBER: SP1-2407-157-8

Scotopic Flux vs. Wavelength



Scotopic Lumens: NR

S/P: 1.66

λ (nm)	Power W [^] /nm	Lumens (φ/nm)	λ (nm)	Power W [^] /nm	Lumens (φ/nm)	λ (nm)	Power W [^] /nm	Lumens (φ/nm)	λ (nm)	Power W [^] /nm	Lumens (φ/nm)	λ (nm)	Power W [^] /nm	Lumens (φ/nm)
360	0	NR	490	289	NR	620	725	NR	750	17	NR	880	0	NR
365	0	NR	495	351	NR	625	673	NR	755	15	NR	885	0	NR
370	0	NR	500	414	NR	630	619	NR	760	13	NR	890	0	NR
375	0	NR	505	470	NR	635	562	NR	765	11	NR	895	0	NR
380	0	NR	510	513	NR	640	506	NR	770	9	NR	900	0	NR
385	0	NR	515	546	NR	645	452	NR	775	8	NR	905	0	NR
390	0	NR	520	571	NR	650	400	NR	780	7	NR	910	0	NR
395	1	NR	525	592	NR	655	352	NR	785	6	NR	915	0	NR
400	3	NR	530	606	NR	660	307	NR	790	5	NR	920	0	NR
405	6	NR	535	624	NR	665	267	NR	795	4	NR	925	0	NR
410	12	NR	540	642	NR	670	231	NR	800	4	NR	930	0	NR
415	22	NR	545	663	NR	675	199	NR	805	3	NR	935	0	NR
420	44	NR	550	686	NR	680	171	NR	810	3	NR	940	0	NR
425	83	NR	555	713	NR	685	146	NR	815	2	NR	945	0	NR
430	150	NR	560	745	NR	690	125	NR	820	2	NR	950	0	NR
435	267	NR	565	774	NR	695	106	NR	825	2	NR	955	0	NR
440	466	NR	570	806	NR	700	90	NR	830	1	NR	960	0	NR
445	804	NR	575	835	NR	705	76	NR	835	1	NR	965	0	NR
450	1000	NR	580	858	NR	710	65	NR	840	1	NR	970	0	NR
455	715	NR	585	875	NR	715	55	NR	845	1	NR	975	0	NR
460	492	NR	590	884	NR	720	47	NR	850	1	NR	980	0	NR
465	402	NR	595	880	NR	725	40	NR	855	1	NR	985	0	NR
470	288	NR	600	868	NR	730	34	NR	860	1	NR	990	0	NR
475	226	NR	605	844	NR	735	28	NR	865	1	NR	995	0	NR
480	227	NR	610	814	NR	740	24	NR	870	0	NR	1000	0	NR
485	248	NR	615	771	NR	745	20	NR	875	0	NR			

REPORT NUMBER: SP1-2407-157-8

Melanopic Flux vs. Wavelength



Melanopic Lumens: NR

M/P: 3.37

λ (nm)	Power W [^] /nm	Lumens (φ/nm)	λ (nm)	Power W [^] /nm	Lumens (φ/nm)	λ (nm)	Power W [^] /nm	Lumens (φ/nm)	λ (nm)	Power W [^] /nm	Lumens (φ/nm)	λ (nm)	Power W [^] /nm	Lumens (φ/nm)
360	0	NR	490	289	NR	620	725	NR	750	17	NR	880	0	NR
365	0	NR	495	351	NR	625	673	NR	755	15	NR	885	0	NR
370	0	NR	500	414	NR	630	619	NR	760	13	NR	890	0	NR
375	0	NR	505	470	NR	635	562	NR	765	11	NR	895	0	NR
380	0	NR	510	513	NR	640	506	NR	770	9	NR	900	0	NR
385	0	NR	515	546	NR	645	452	NR	775	8	NR	905	0	NR
390	0	NR	520	571	NR	650	400	NR	780	7	NR	910	0	NR
395	1	NR	525	592	NR	655	352	NR	785	6	NR	915	0	NR
400	3	NR	530	606	NR	660	307	NR	790	5	NR	920	0	NR
405	6	NR	535	624	NR	665	267	NR	795	4	NR	925	0	NR
410	12	NR	540	642	NR	670	231	NR	800	4	NR	930	0	NR
415	22	NR	545	663	NR	675	199	NR	805	3	NR	935	0	NR
420	44	NR	550	686	NR	680	171	NR	810	3	NR	940	0	NR
425	83	NR	555	713	NR	685	146	NR	815	2	NR	945	0	NR
430	150	NR	560	745	NR	690	125	NR	820	2	NR	950	0	NR
435	267	NR	565	774	NR	695	106	NR	825	2	NR	955	0	NR
440	466	NR	570	806	NR	700	90	NR	830	1	NR	960	0	NR
445	804	NR	575	835	NR	705	76	NR	835	1	NR	965	0	NR
450	1000	NR	580	858	NR	710	65	NR	840	1	NR	970	0	NR
455	715	NR	585	875	NR	715	55	NR	845	1	NR	975	0	NR
460	492	NR	590	884	NR	720	47	NR	850	1	NR	980	0	NR
465	402	NR	595	880	NR	725	40	NR	855	1	NR	985	0	NR
470	288	NR	600	868	NR	730	34	NR	860	1	NR	990	0	NR
475	226	NR	605	844	NR	735	28	NR	865	1	NR	995	0	NR
480	227	NR	610	814	NR	740	24	NR	870	0	NR	1000	0	NR
485	248	NR	615	771	NR	745	20	NR	875	0	NR			

Summary

$R_f = 82.6$
 $R_g = 95.1$
 CIE $R_a = 80.6$
 $R_g = -5.8$

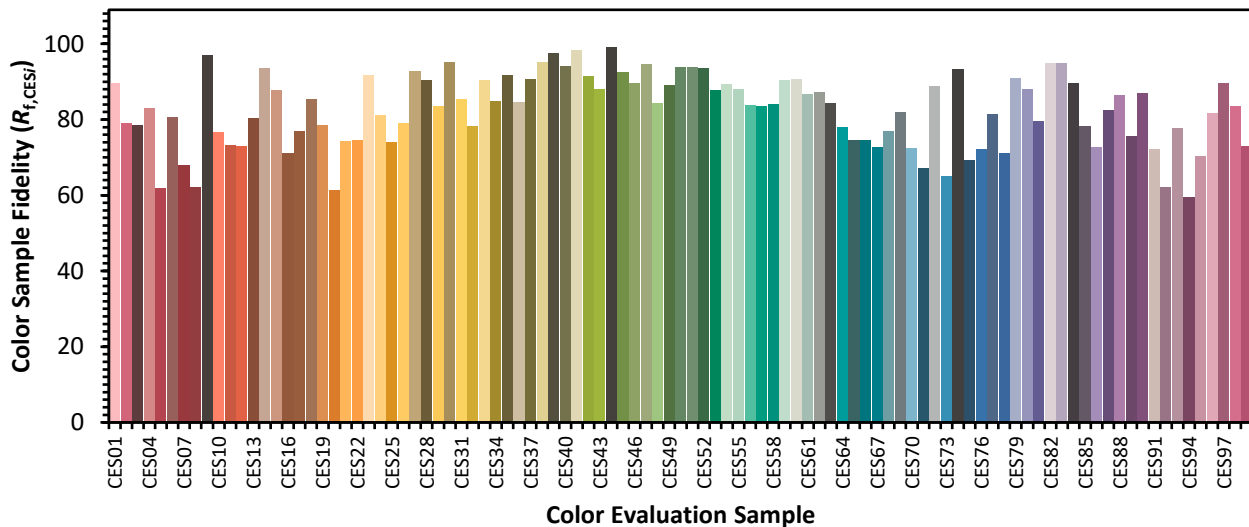


Color Vector Graphics

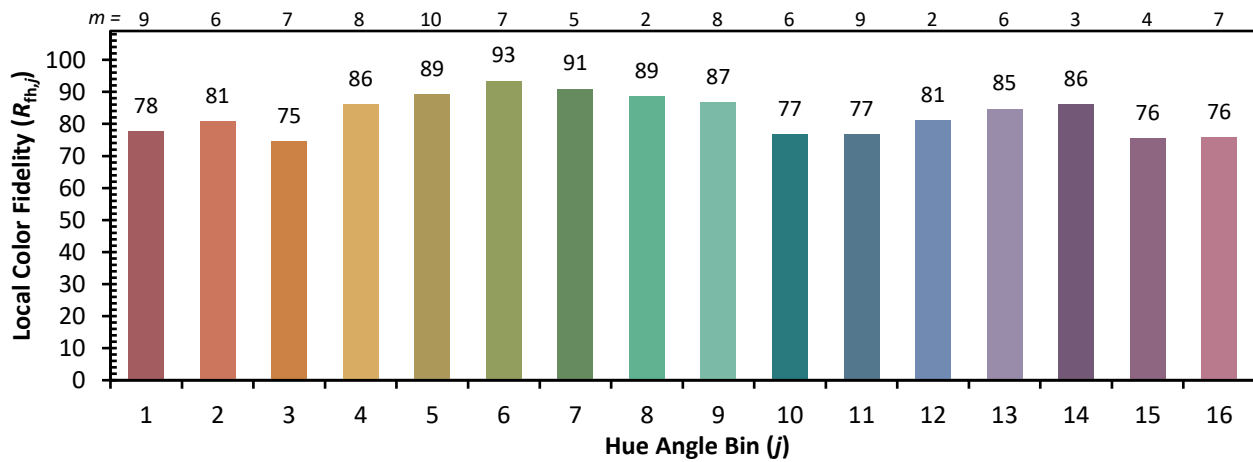


Individual Sample Fidelity Index ($R_{f,i}$)

CES01 = 85	CES26 = 79	CES51 = 94	CES76 = 72
CES02 = 61	CES27 = 93	CES52 = 94	CES77 = 82
CES03 = 31	CES28 = 90	CES53 = 88	CES78 = 71
CES04 = 69	CES29 = 83	CES54 = 89	CES79 = 91
CES05 = 48	CES30 = 95	CES55 = 88	CES80 = 88
CES06 = 50	CES31 = 86	CES56 = 84	CES81 = 80
CES07 = 40	CES32 = 78	CES57 = 84	CES82 = 95
CES08 = 39	CES33 = 90	CES58 = 84	CES83 = 95
CES09 = 29	CES34 = 85	CES59 = 90	CES84 = 90
CES10 = 74	CES35 = 92	CES60 = 91	CES85 = 78
CES11 = 57	CES36 = 85	CES61 = 87	CES86 = 73
CES12 = 63	CES37 = 91	CES62 = 87	CES87 = 83
CES13 = 42	CES38 = 95	CES63 = 84	CES88 = 86
CES14 = 74	CES39 = 98	CES64 = 78	CES89 = 76
CES15 = 71	CES40 = 94	CES65 = 75	CES90 = 87
CES16 = 46	CES41 = 98	CES66 = 75	CES91 = 72
CES17 = 49	CES42 = 92	CES67 = 73	CES92 = 62
CES18 = 56	CES43 = 88	CES68 = 77	CES93 = 78
CES19 = 71	CES44 = 99	CES69 = 82	CES94 = 60
CES20 = 65	CES45 = 93	CES70 = 72	CES95 = 70
CES21 = 86	CES46 = 90	CES71 = 67	CES96 = 82
CES22 = 78	CES47 = 95	CES72 = 89	CES97 = 90
CES23 = 91	CES48 = 84	CES73 = 65	CES98 = 84
CES24 = 90	CES49 = 89	CES74 = 93	CES99 = 73
CES25 = 71	CES50 = 94	CES75 = 69	



Color Rendition by Hue-Angle Bin



Measure Comparisons



(END OF REPORT)